

# **SUBURB FLYOVER REPORT**

CRAWLEY (HOUSE)

PREPARED BY: PETER ROBERTSON , PH: 0427 958 929

CRAWLEY - Suburb Map



CRAWLEY - Sales Statistics (Houses)

Year	# Sales	Median	Growth	Low	High
2008	4	\$ 811,500	0.0 %	\$ 785,000	\$ 4,150,000
2009	4	\$ 1,200,000	47.9 %	\$ 790,000	\$ 1,500,000
2010	4	\$ 1,310,000	9.2 %	\$ 985,000	\$ 1,575,000
2011	0				
2012	4	\$ 1,000,000	0.0 %	\$ 930,000	\$ 2,550,000
2013	3	\$ 900,000	-10.0 %	\$ 180,000	\$ 2,300,000
2014	7	\$ 1,500,000	66.7 %	\$ 970,000	\$ 1,910,000
2015	2	\$ 1,115,000	-25.7 %	\$ 1,000,000	\$ 1,230,000
2016	2	\$ 1,662,500	49.1 %	\$ 1,025,000	\$ 2,300,000
2017	2	\$ 927,500	-44.2 %	\$ 900,000	\$ 955,000
2018	3	\$ 2,215,000	138.8 %	\$ 818,000	\$ 2,320,000
2019	1	\$ 680,000	-69.3 %	\$ 680,000	\$ 680,000
2020	3	\$ 1,150,000	69.1 %	\$ 1,120,000	\$ 1,200,000
2021	10	\$ 1,287,500	12.0 %	\$ 1,180,000	\$ 1,800,000
2022	3	\$ 1,250,000	-2.9 %	\$ 940,000	\$ 1,520,000
2023	2	\$ 1,265,000	1.2 %	\$ 1,230,000	\$ 1,300,000
2024	4	\$ 1,500,000	18.6 %	\$ 1,200,000	\$ 2,400,000
2025	3	\$ 1,820,000	21.3 %	\$ 1,370,000	\$ 3,150,000
2026	0				

Median Sale Price

\$1.82m

Based on 3 recorded House sales within the last 12 months (2025)

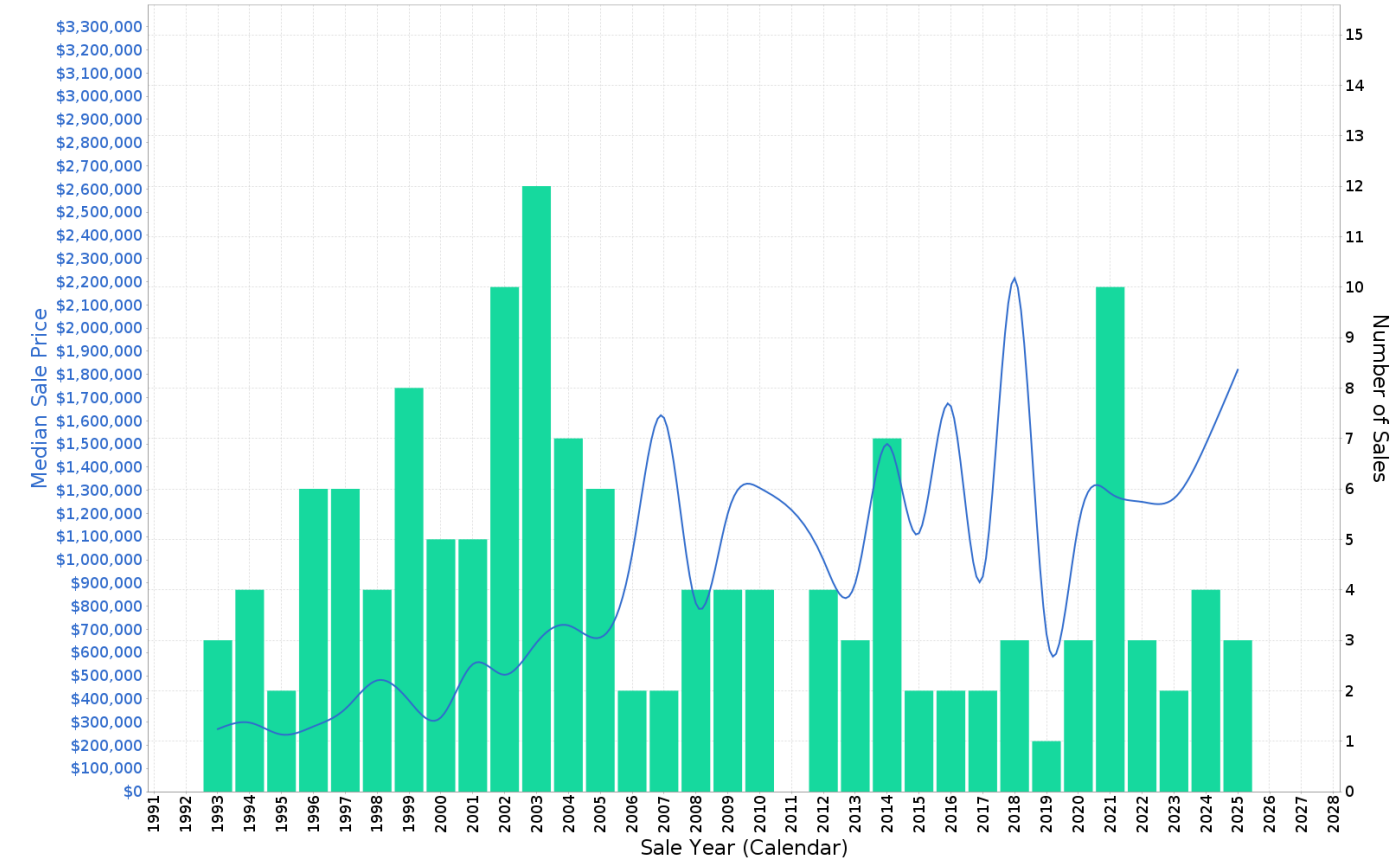
Based on a rolling 12 month period and may differ from calendar year statistics

Suburb Growth

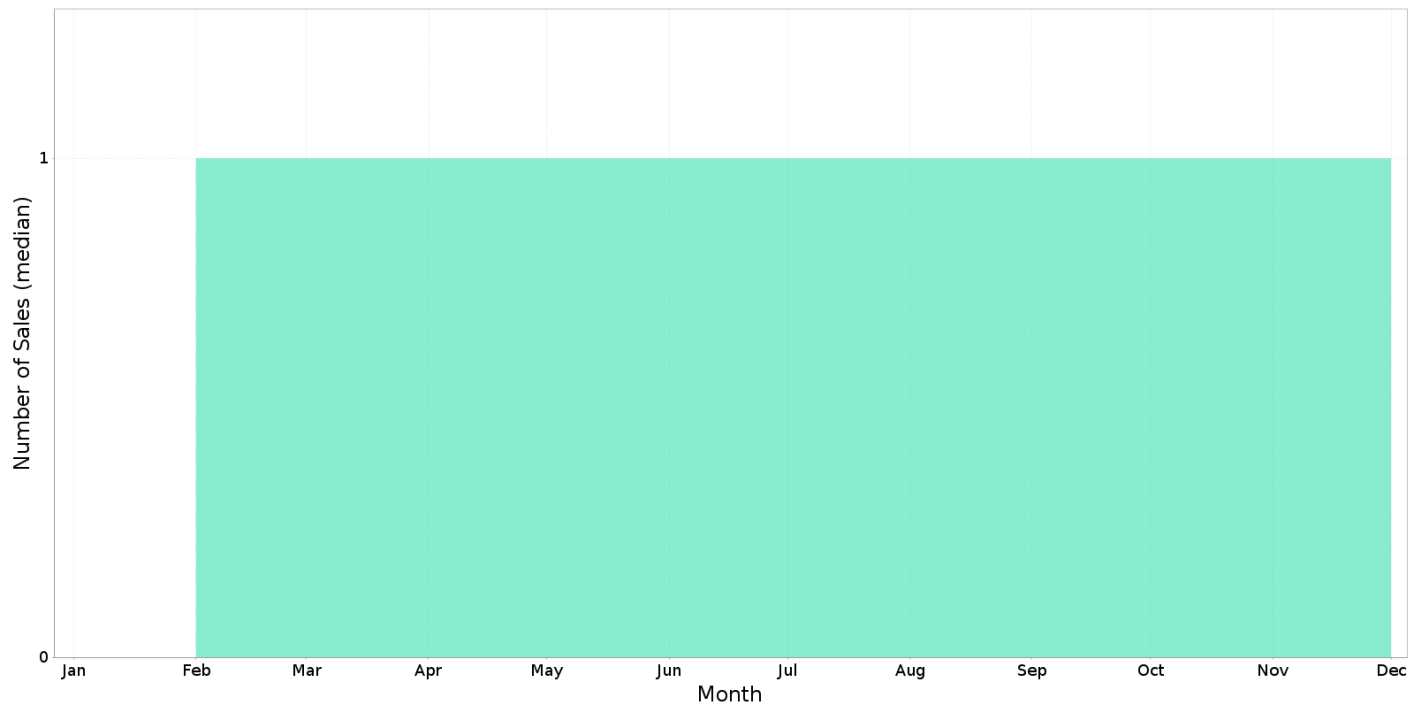
+21.3%

Current Median Price: \$1,820,000  
Previous Median Price: \$1,500,000

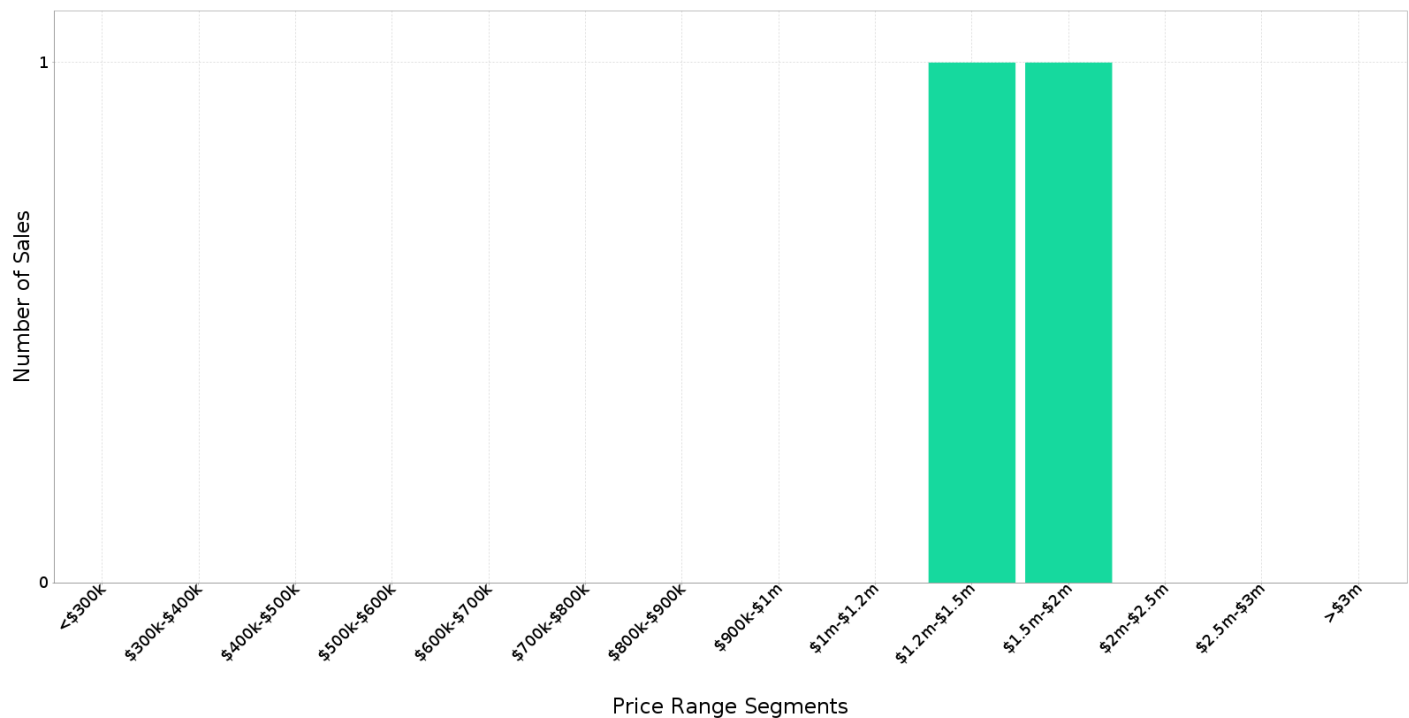
Based on 7 recorded House sales compared over the last two rolling 12 month periods



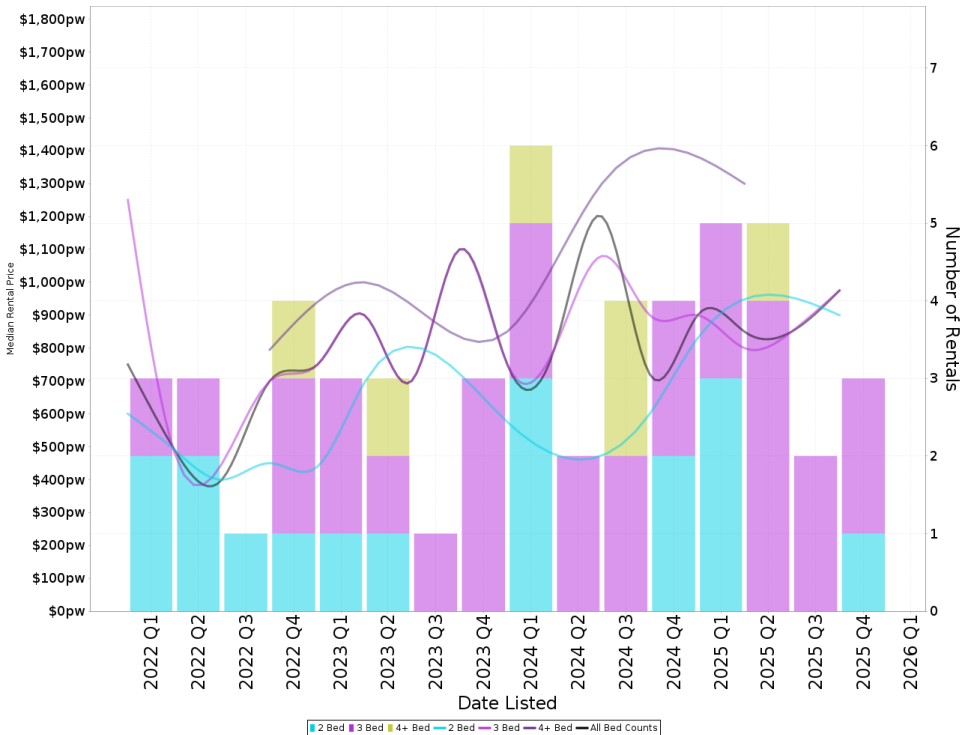
## CRAWLEY - Peak Selling Periods (3 years)



## CRAWLEY - Price Range Segments (12 months)



Median Weekly Rents (Houses)



Suburb Sale Price Growth

+21.3%

Current Median Price: \$1,820,000  
Previous Median Price: \$1,500,000

Based on 7 registered House sales compared over the last two rolling 12 month periods.

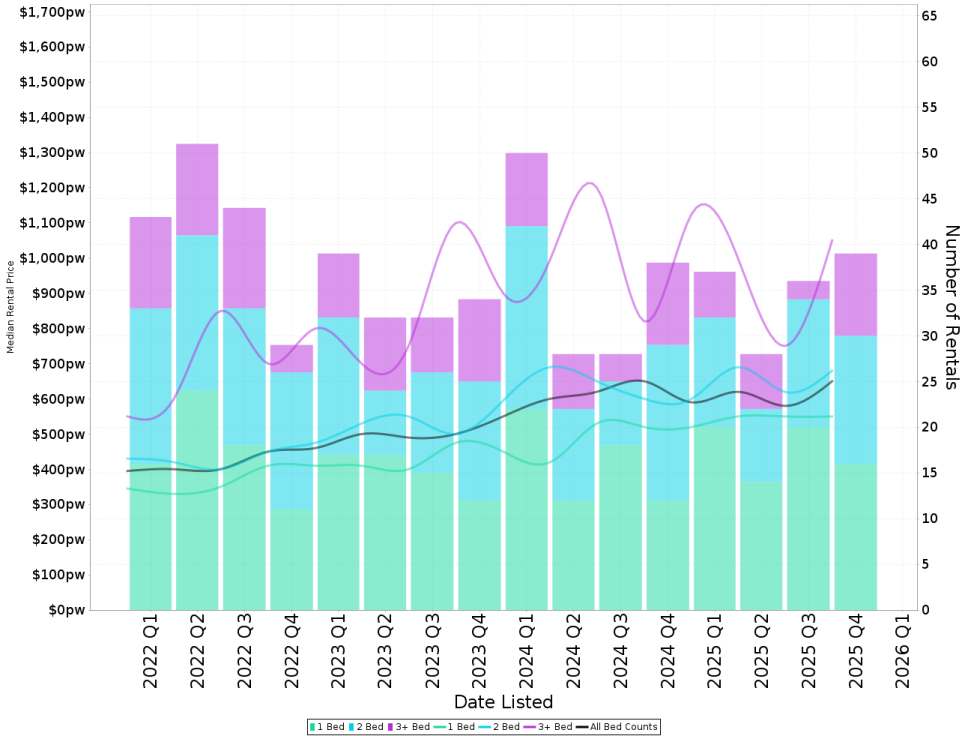
Suburb Rental Yield

+2.6%

Current Median Price: \$1,820,000  
Current Median Rent: \$900

Based on 15 registered House rentals compared over the last 12 months.

Median Weekly Rents (Units)



Suburb Sale Price Growth

-14.4%

Current Median Price: \$600,000  
Previous Median Price: \$701,000

Based on 137 registered Unit sales compared over the last two rolling 12 month periods.

Suburb Rental Yield

+5.2%

Current Median Price: \$600,000  
Current Median Rent: \$600

Based on 140 registered Unit rentals compared over the last 12 months.



CRAWLEY - Properties For Rent

Median Rental Price

\$900 /w

Based on 15 recorded House rentals within the last 12 months (2025)

Based on a rolling 12 month period and may differ from calendar year statistics

Rental Yield

+2.6%

Current Median Price: \$1,820,000  
Current Median Rent: \$900

Based on 3 recorded House sales and 15 House rentals compared over the last 12 months


Number of Rentals

15


Based on recorded House rentals within the last 12 months (2025)

Based on a rolling 12 month period and may differ from calendar year statistics


2/11 THE AVENUE





\$900 per week



1,012 m<sup>2</sup>









8/125 FAIRWAY



\$950 per week




607 m<sup>2</sup>








4 PARK ROAD



\$800 per week



412 m<sup>2</sup>

